

PRODUCT DESCRIPTION

A head for mounting lighting fixtures on wall arms. It includes a PDS MOUNTING BRACKET and external power connector for the collection of standard extrusions. The latter enables connecting power to a single pole of electricity

Fill empty fields

Product nr.

Fixture type

Company

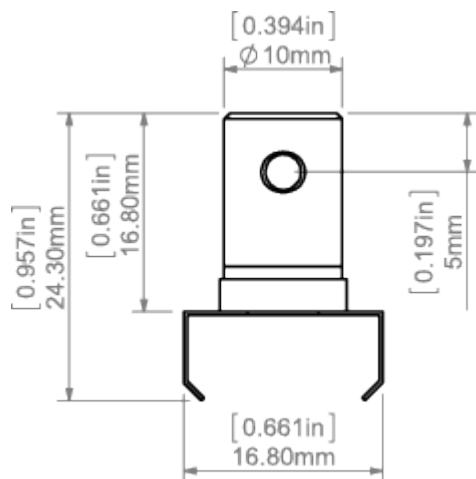
Job name

Date



TECHNICAL SPECIFICATION


TECHNICAL DRAWING




RELATED PROFILES




45-16 Profile
Ref: B8504



MICRO-ALU Profile
Ref: B1888




TAMI Profile
Ref: B5390




PDS-4-ALU Profile
Ref: B1718




REGULOR Profile
Ref: B468+43



PDS-O Profile
Ref: B3777




PDS-4-PLUS
Profile
Ref: C1263




TAPO Profile
Ref: C1919

RELATED PRODUCTS


ACCESSORIES



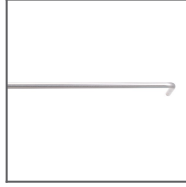
K0-AB Arm
Ref: 42101




K0-AB300 Arm
Ref: 42202




K0G-AB Arm
Ref: 42102



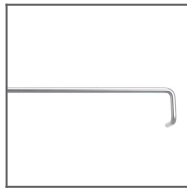
K1-AB Arm
Ref: 42113



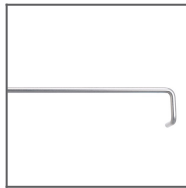
K1-AB300 Arm
Ref: 42201



K1G-AB Arm
Ref: 42115



K2-AB Arm
Ref: 42114



K2-AB300 Arm
Ref: 42200



K2G-AB Arm
Ref: 42116



K5G-AB Arm
Ref: 42051



M5-K5 Rod 1m
Ref: 42209